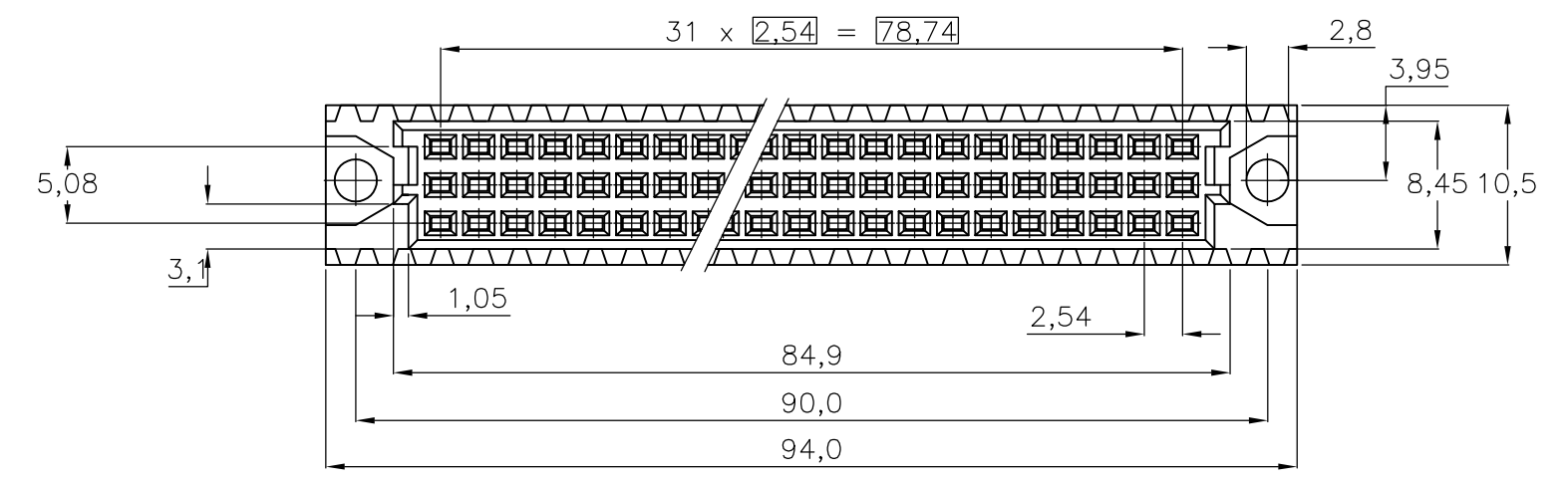
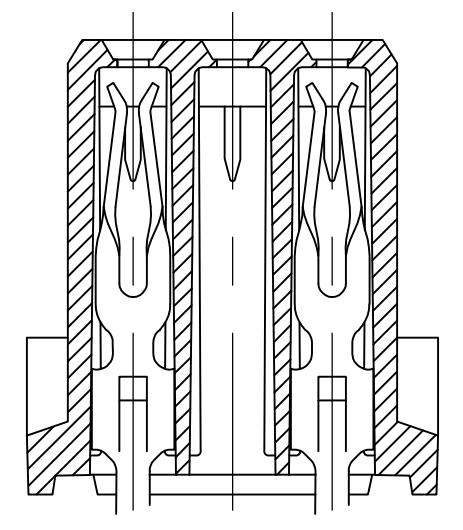


THIS DRAWING IS UNPUBLISHED. RELEASED FOR PUBLICATION
 © COPYRIGHT - By - ALL RIGHTS RESERVED.

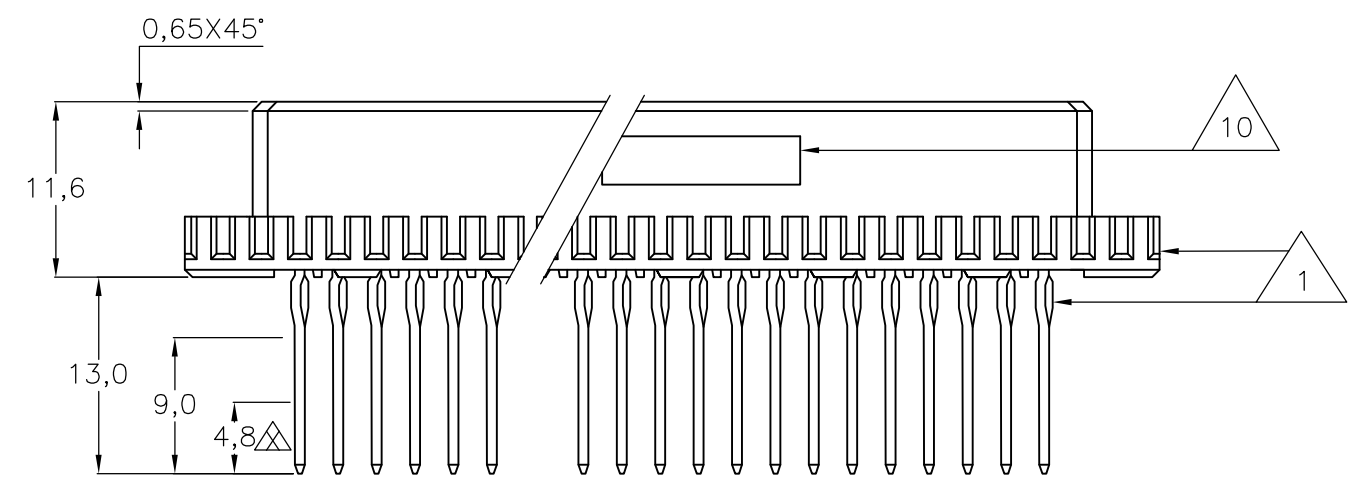
LOC	DIST	REVISIONS			
P	LTR	DESCRIPTION	DATE	DWN	APVD
H	-	F	ECR-07-011431	05-06-07	BSV MKO
		F1	REVISED PER ECO-09-022424	31AUG09	KK AEG
		F2	ECR-10-024793	14OCT11	RK MKO

P.C.B. HOLE DIM. ACTION PIN
 DRILLED HOLE : 1,15+/-0,025mm
 FIN. HOLE : 0,94 to 1,09mm
 AFTER REFLOW : 0,91 to 1,09mm
 Cu-thks : 0,025 to 0,075mm
 Sn-thks : 0,004 to 0,010mm



NOTES:

- 1 CONNECTOR MEETS THE REQUIREMENTS ACC. DIN 41612 AND DIN 41611, PART 2 AND 5.
- 2 MATERIAL CONTACT: PHOSPHORBRONZE. MATERIAL HOUSING: GLASSFILLED THERM. POLYESTER.
- 3 AT CONTACT AREA 1,25 μm GOLD OVER 1,25 μm NICKEL. REMAINDER 1,25 μm TIN .
- 4 AT CONTACT AREA 0,8 μm GOLD OVER 1,25 μm NICKEL. REMAINDER 1,25 μm TIN.
- 5 AT CONTACT AREA AND AREA Δ 1,25 μm GOLD OVER 1,25 μm NICKEL. AT ACTION PIN AREA 1,25 μm TIN .
- 6 AT CONTACT AREA AND AREA Δ 0,8 μm GOLD OVER 1,25 μm NICKEL. AT ACTION PIN AREA 1,25 μm TIN .
- 7 AT CONTACT AREA AND AREA Δ 0,4 μm GOLD OVER 1,25 μm NICKEL. AT ACTION PIN AREA 1,25 μm TIN.
- 8 AT CONTACT AREA AND AREA Δ 0,1 μm GOLD OVER 0,7 μm PALLADIUM (DURAGOLD) OVER 1,25 μm NICKEL. AT ACTION PIN AREA 1,25 μm TIN .
- 9 AT CONTACT AREA AND AREA Δ 0,1 μm GOLD OVER 0,3 μm PALLADIUM (DURAGOLD) OVER 1,25 μm NICKEL. AT ACTION PIN AREA 1,25 μm TIN .
- 10 CONNECTOR PRINTED WITH PARTNUMBER AND DATECODE ON OUTSIDE OF MATING AREA OF ROW c.
- 11 OBSOLETE PARTS: OBSOLETE CIS STREAMLINING PER D.RENAUD/D.SINISI



OBSOLETE	Δ 9	Δ 2	7-215913-8
OBSOLETE	Δ 8	Δ 2	7-215913-4
OBSOLETE	Δ 7	Δ 2	1-215913-8
SUPERSEDED BY 1-148167-5	Δ 6	Δ 2	1-215913-4
Δ 11 OBSOLETE	Δ 5	Δ 2	1-215913-1
SUPERSEDED BY 1-148167-5	Δ 4	Δ 2	215913-4
OBSOLETE	Δ 3	Δ 2	215913-1
	FINISH	MATERIAL	PARTNUMBER

ROW	a	b	c
POS	32	31	30
	29	28	27
	26	25	24
	23	22	21
	20	19	18
	17	16	15
	14	13	12
	11	10	9
	8	7	6
	5	4	3
	2	1	

AN ASTERISK „X” DENOTES A SIGNAL CONTACT.

THIS DRAWING IS A CONTROLLED DOCUMENT.

DWN	R.v.LOKVEN	26JAN88
CHK	R. FIJTEN	24NOV00
APVD	R. FIJTEN	24NOV00
PRODUCT SPEC		
APPLICATION SPEC		
WEIGHT	-	
CUSTOMER DRAWING		

STE TE Connectivity

NAME: 64 POS FEMALE CONN. ASS'Y ACC.DIN 41612 WITH ACTION-PIN FOR 2,4-3,2mm P.C.BOARD THK'S

SIZE	A3	CAGE CODE	00779	DRAWING NO	C-215913	RESTRICTED TO	-
SCALE	NTS	SHEET	1 OF 1	REV	F2		