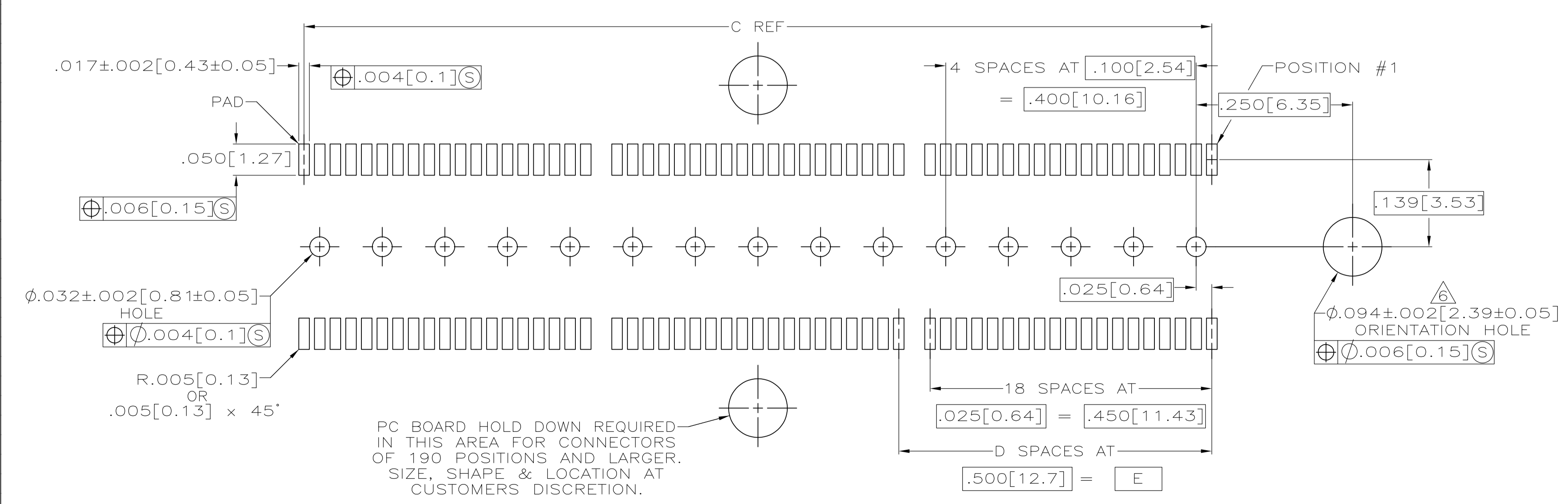
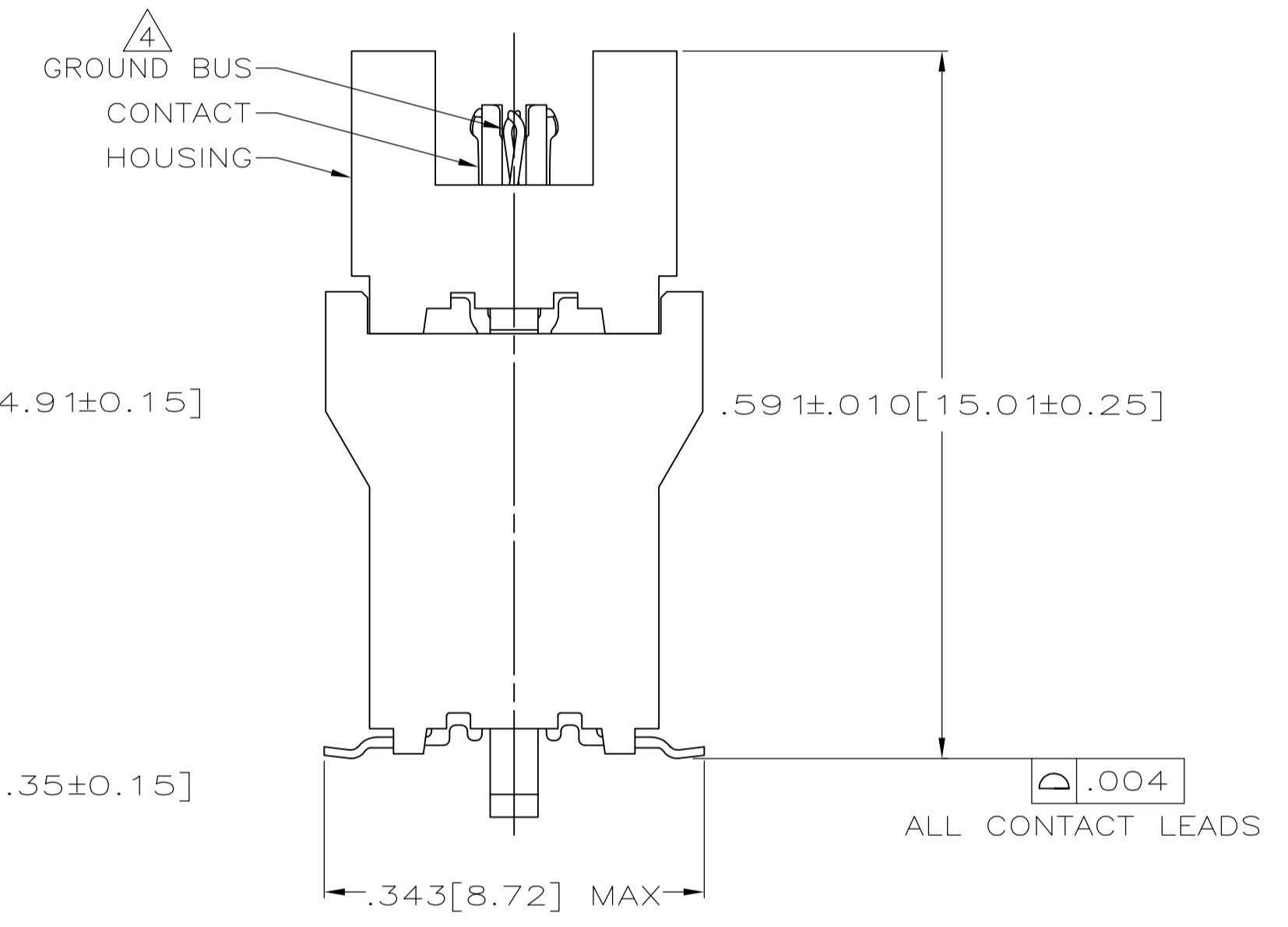
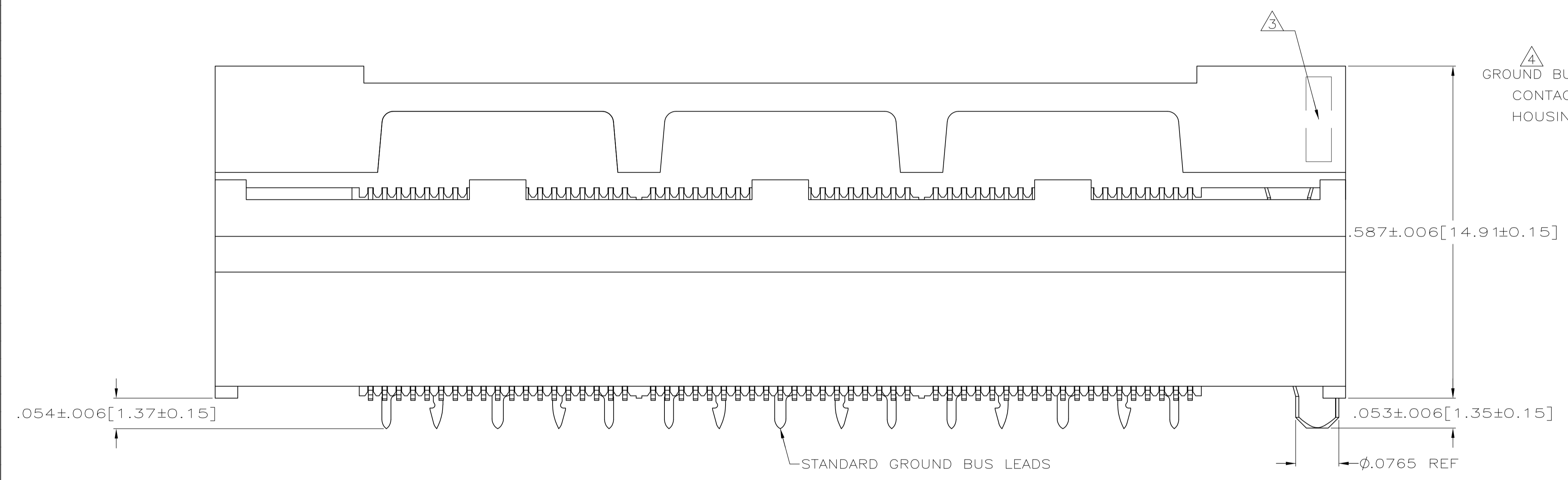


- ① HOUSING: LIQUID CRYSTAL POLYMER, COLOR BLACK.
CONTACTS: HIGH RELIABILITY COPPER ALLOY.
GROUND BUSES: PHOSPHOR BRONZE ALLOY, UNS C51100.
- ② CONTACTS & GROUND BUSES: NICKEL UNDERPLATE ALL OVER, MATING SURFACE PLATED TO MEET LEVEL 2 PERFORMANCE REQUIREMENTS OF TE PRODUCT SPECIFICATION 108-1422, SOLDER TAILS PLATED MATTE TIN.
- ③ DATE CODE MARKED IN AREA INDICATED ON SIDE OPPOSITE POSITION #1.
- ④ ONE GROUND BUS WITH 5 TAILS PER EACH MODULE.
- ⑤ TOLERANCE NON-ACCUMULATIVE.
- ⑥ FOR SLIP-FIT APPLICATIONS, ORIENTATION HOLE TO BE $\phi.079 \pm .001 [2.00 \pm 0.03]$.



RECOMMENDED PC BOARD LAYOUT
(VIEWED FROM CONNECTOR SIDE)

3.000 [76.2]	6	3.450 [87.63]	3.900 [99.06]	4.000 [101.6]	266	5767094-7
2.500 [63.5]	5	2.950 [74.93]	3.400 [86.36]	3.500 [88.9]	228	5767094-6
2.000 [50.8]	4	2.450 [62.23]	2.900 [73.66]	3.000 [76.2]	190	5767094-5
1.500 [38.1]	3	1.950 [49.53]	2.400 [60.96]	2.500 [63.5]	152	5767094-4
1.000 [25.4]	2	1.450 [36.83]	1.900 [48.26]	2.000 [50.8]	114	5767094-3
.500 [12.7]	1	.950 [24.13]	1.400 [35.56]	1.500 [38.1]	76	5767094-2
.000 [0]	0	.450 [11.43]	.900 [22.86]	1.000 [25.4]	38	5767094-1
E	D	C	B	A	NO OF POS	PART NUMBER

THIS DRAWING IS A CONTROLLED DOCUMENT.

DIMENSIONS: INCHES	TOLERANCES UNLESS OTHERWISE SPECIFIED:	0 PLC ± -	1 PLC ± -	2 PLC ± -	3 PLC ± .005(0.13)	4 PLC ± -	ANGLES ± -
--------------------	--	-----------	-----------	-----------	--------------------	-----------	------------

MATERIAL: ① FINISH: ②

THIS DRAWING IS A CONTROLLED DOCUMENT. BIN: G. ATTADIA 26 OCT 04. CHK: D. DIXON 26 OCT 04. APVD: D. DIXON 26 OCT 04. NAME: Tyco Electronics Corporation Harrisburg, Pa 17105-3608. PRODUCT SPEC: 108-1422. APPLICATION SPEC: 114-11004. WEIGHT: -. SIZE: A1. CASE CODE: 00779. DRAWING NO: 5767094. RESTRICTED TO: CUSTOMER DRAWING. SCALE: 1:1. SHEET: 1 OF 1. REV: A.